

AHYA TOPICAL AEROSOL - RELIEF

Prepared for:

**AG Wellness, LLC d/b/a Ahya,
 a Texas LLC**


Batch ID or Lot Number: AGCORTA0901202107	Test: Potency	Reported: 9/20/21	Location: 2303 Ranch Rd 620 S., Suite 160-24 Austin, TX 78734
---	-------------------------	-----------------------------	---


Matrix: Concentrate	Test ID: T000162941	Started: 9/17/21	USDA License: N/A
------------------------	------------------------	---------------------	----------------------

Status: N/A	Method: TM14 (HPLC-DAD): Potency - Full Spectrum Analysis, 0.3% THC (Colorado Panel)	Received: 09/10/2021 @ 03:13 PM	Sampler ID: N/A
----------------	---	------------------------------------	--------------------

CANNABINOID PROFILE

Compound	LOD (%)	LOQ (%)	Result (%)	Result (mg/g)	Notes
Delta 9-Tetrahydrocannabinolic acid (THCA-A)	0.028	0.077	ND	ND	N/A
Delta 9-Tetrahydrocannabinol (Delta 9THC)	0.032	0.087	0.072	0.72	
Cannabidiolic acid (CBDA)	0.033	0.104	ND	ND	
Cannabidiol (CBD)	0.032	0.102	5.119	51.19	
Delta 8-Tetrahydrocannabinol (Delta 8THC)	0.035	0.096	ND	ND	
Cannabinolic Acid (CBNA)	0.020	0.055	ND	ND	
Cannabinol (CBN)	0.009	0.025	0.023*	0.23*	
Cannabigerolic acid (CBGA)	0.029	0.080	ND	ND	
Cannabigerol (CBG)	0.007	0.019	3.682	36.82	
Tetrahydrocannabivarinic Acid (THCVA)	0.025	0.068	ND	ND	
Tetrahydrocannabivarin (THCV)	0.006	0.017	0.154	1.54	
Cannabidivarinic Acid (CBDVA)	0.014	0.044	ND	ND	
Cannabidivarin (CBDV)	0.008	0.024	0.507	5.07	
Cannabichromenic Acid (CBCA)	0.011	0.031	ND	ND	
Cannabichromene (CBC)	0.012	0.034	0.111	1.11	
Total Cannabinoids			9.668	96.68	
Total Potential THC**			0.072	0.72	
Total Potential CBD**			5.119	51.19	


 Daniel Weidensaul
 20-Sep-2021
 05:53 PM


 Ryan Weems
 20-Sep-21
 5:55 PM

PREPARED BY / DATE

APPROVED BY / DATE

Definitions

% = % (w/w) = Percent (Weight of Analyte / Weight of Product)

* Indicates a value below the Limit of Quantitation (LOQ) and above the Limit of Detection (LOD).

** Total Potential THC/CBD is calculated using the following formulas to take into account the loss of a carboxyl group during decarboxylation step.

$$\text{Total THC} = \text{THC} + (\text{THCa} * (0.877)) \text{ and}$$

$$\text{Total CBD} = \text{CBD} + (\text{CBDa} * (0.877))$$

Total Cannabinoids result reflects the absolute sum of all cannabinoids detected.

ND = None Detected (Defined by Dynamic Range of the method)

Testing results are based solely upon the sample submitted to Botanacor Laboratories, LLC, in the condition it was received. Botanacor Laboratories, LLC warrants that all analytical work is conducted professionally in accordance with all applicable standard laboratory practices using validated methods. Data was generated using an unbroken chain of comparison to NIST traceable Reference Standards and Certified Reference Materials. This report may not be reproduced, except in full, without the written approval of Botanacor Laboratories, LLC.



CDPHE Certified



Certificate #4329.02


AHYA TOPICAL AEROSOL - RELIEF


 Prepared for:
AG Wellness, LLC d/b/a Ahya, a Texas LLC

Batch ID or Lot Number: AGCORTA0901202107	Test: Pesticides	Reported: 9/15/21	Location: 2303 Ranch Rd 620 S., Suite 160-240 Austin, TX 78734
Matrix: Concentrate	Test ID: T000162942	Started: 9/14/21	USDA License: N/A
Status: N/A	Method: TM17(LC-QQQ LC MS/MS):	Received: 09/10/2021 @ 03:13 PM	Sampler ID: N/A

PESTICIDE DETERMINATION

Compound	LOQ (ppb)	Result (ppb)	Compound	LOQ (ppb)	Result (ppb)	Compound	LOQ (ppb)	Result (ppb)
Acephate	43	ND	Fenoxycarb	43	ND	Paclobutrazol	43	ND
Acetamiprid	40	ND	Fipronil	48	ND	Permethrin	287	ND
Avermectin	283	ND	Flonicamid	39	ND	Phosmet	44	ND
Azoxystrobin	43	ND	Fludioxonil	296	ND	Prophos	283	ND
Bifenazate	45	ND	Hexythiazox	47	ND	Propoxur	40	ND
Boscalid	59	ND	Imazalil	256	ND	Pyridaben	285	ND
Carbaryl	39	ND	Imidacloprid	38	ND	Spinosad A	35	ND
Carbofuran	40	ND	Kresoxim-methyl	150	ND	Spinosad D	50	ND
Chlorantraniliprole	56	ND	Malathion	292	ND	Spiromesifen	231	ND
Chlorpyrifos	500	ND	Metalaxyl	42	ND	Spirotetramat	329	ND
Clofentezine	276	ND	Methiocarb	40	ND	Spiroxamine 1	17	ND
Diazinon	282	ND	Methomyl	42	ND	Spiroxamine 2	23	ND
Dichlorvos	254	ND	MGK 264 1	161	ND	Tebuconazole	286	ND
Dimethoate	41	ND	MGK 264 2	133	ND	Thiacloprid	42	ND
E-Fenpyroximate	236	ND	Myclobutanil	40	ND	Thiamethoxam	43	ND
Etofenprox	43	ND	Naled	40	ND	Trifloxystrobin	43	ND
Etoxazole	269	ND	Oxamyl	1500	ND			


 Sam Smith
 9/15/2021
 10:08:00 AM


 Alex Benson
 9/15/2021
 2:50:00 PM

PREPARED BY / DATE

APPROVED BY / DATE

Definitions

LOQ = Limit of Quantification
 ppb = Parts per Billion

Testing results are based solely upon the sample submitted to Botanacor Laboratories, LLC, in the condition it was received. Botanacor Laboratories, LLC warrants that all analytical work is conducted professionally in accordance with all applicable standard laboratory practices using validated methods. Data was generated using an unbroken chain of comparison to NIST traceable Reference Standards and Certified Reference Materials. This report may not be reproduced, except in full, without the written approval of Botanacor Laboratories, LLC.



Certificate #4329.02

Prepared for:
AG Wellness, LLC d/b/a Ahya, a Texas LLC

AHYA TOPICAL AEROSOL - RELIEF

Batch ID or Lot Number: AGCORTA09012021 07	Test: Metals	Reported: 9/17/21	Location: 2303 Ranch Rd 620 S., Suite 160-2 Austin, TX 78734
Matrix: Unit Co	Test ID: T000162943	Started: 9/16/21	USDA License: N/A
Status: N/A	Method: TM19 (ICP-MS): Heavy Metals (Colorado Panel)	Received: 09/10/2021 @ 03:13 PM	Sampler ID: N/A

HEAVY METALS DETERMINATION

Compound	Dynamic Range (ppm)	Result (ppm)	Notes
Arsenic	0.047 - 4.71	ND	
Cadmium	0.045 - 4.49	ND	
Mercury	0.045 - 4.47	ND	
Lead	0.047 - 4.67	ND	

	Ryan Weems 17-Sep-21 12:02 PM		Sam Smith 17-Sep-21 12:36 PM
PREPARED BY / DATE		APPROVED BY / DATE	

Definitions

ND = None Detected (Defined by Dynamic Range of the method)

Testing results are based solely upon the sample submitted to Botanacor Laboratories, LLC, in the condition it was received. Botanacor Laboratories, LLC warrants that all analytical work is conducted professionally in accordance with all applicable standard laboratory practices using validated methods. Data was generated using an unbroken chain of comparison to NIST traceable Reference Standards and Certified Reference Materials. This report may not be reproduced, except in full, without the written approval of Botanacor Laboratories, LLC.

